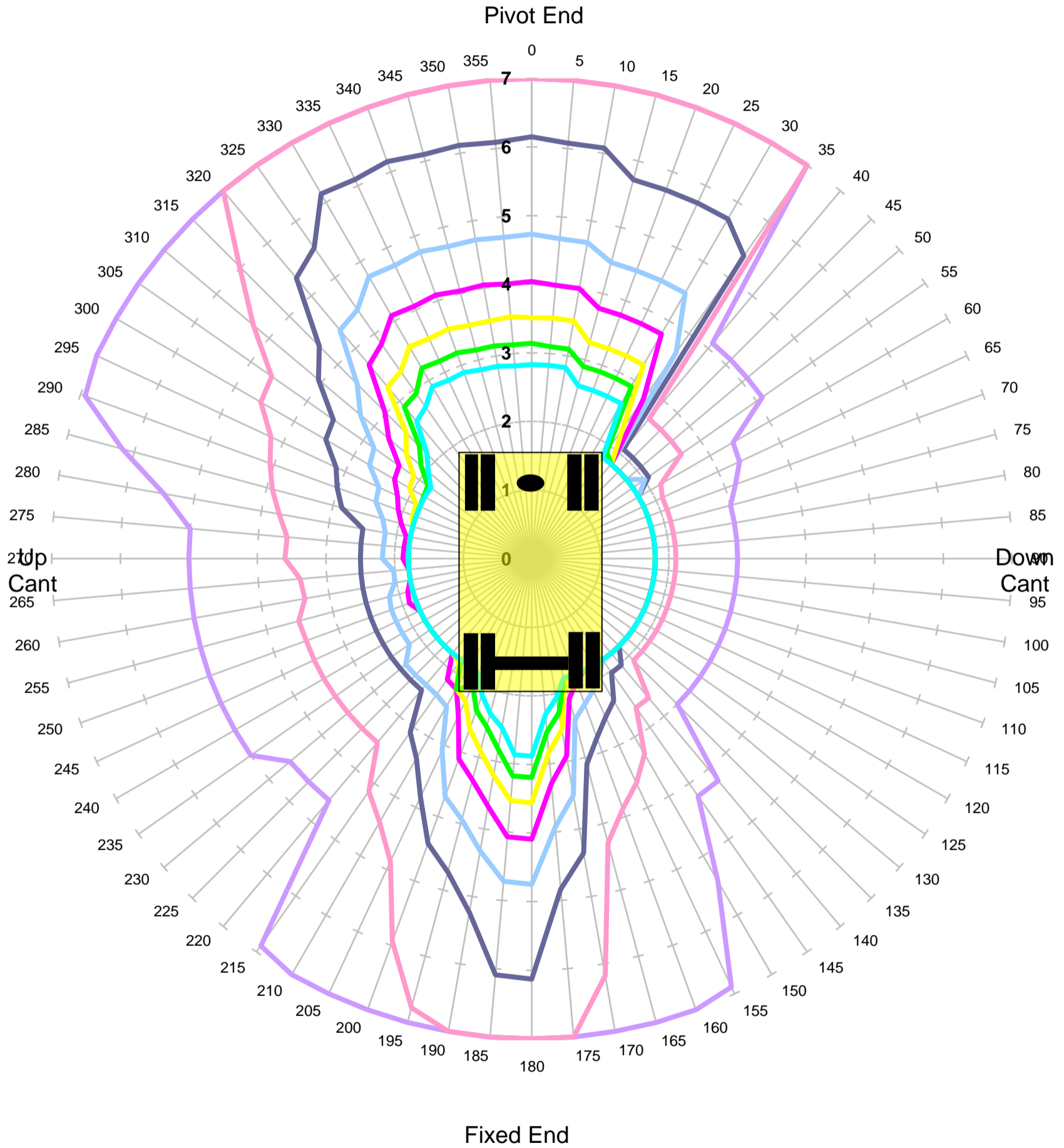


Komatsu PC138

**Max Capacity Contours of Radius(m) Plots 2.1m Dipper
Gradient 1 in -25 Height 2m Lift BP
Unlocked Rail Cant -150mm**



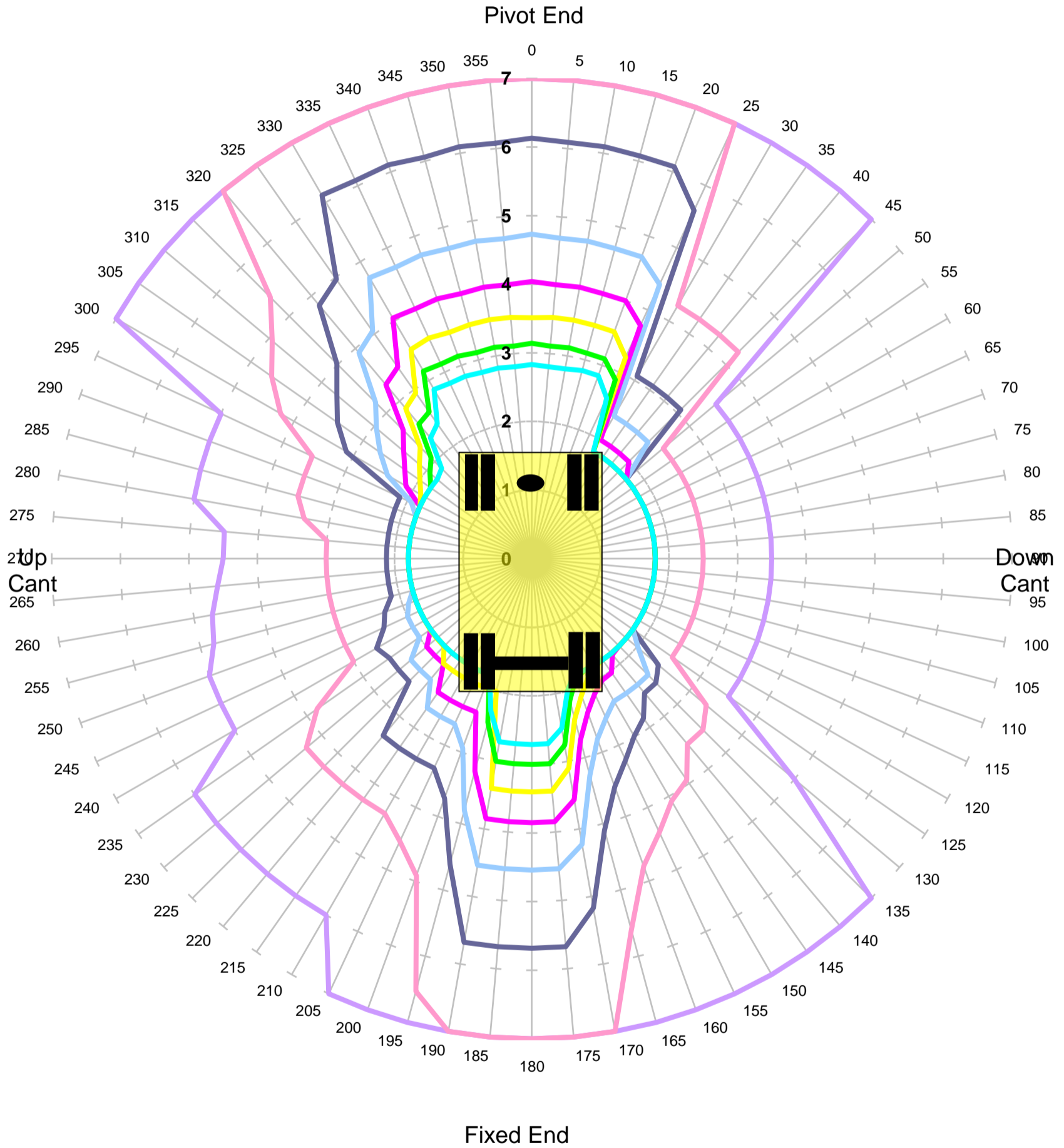
Units in Tonnes

- 1
- 2
- 3
- 4
- 5
- 6
- 7
- 8

MACHINE & MODEL:	Komatsu PC138	REFERENCE:	
SERIAL No:	7799	DATE OF CHART:	5-Nov-2019
EQUIPMENT:	1.96m + 3.22m + 2.10m	SAFETY FACTOR:	67.0%
COMMENT:			

Komatsu PC138

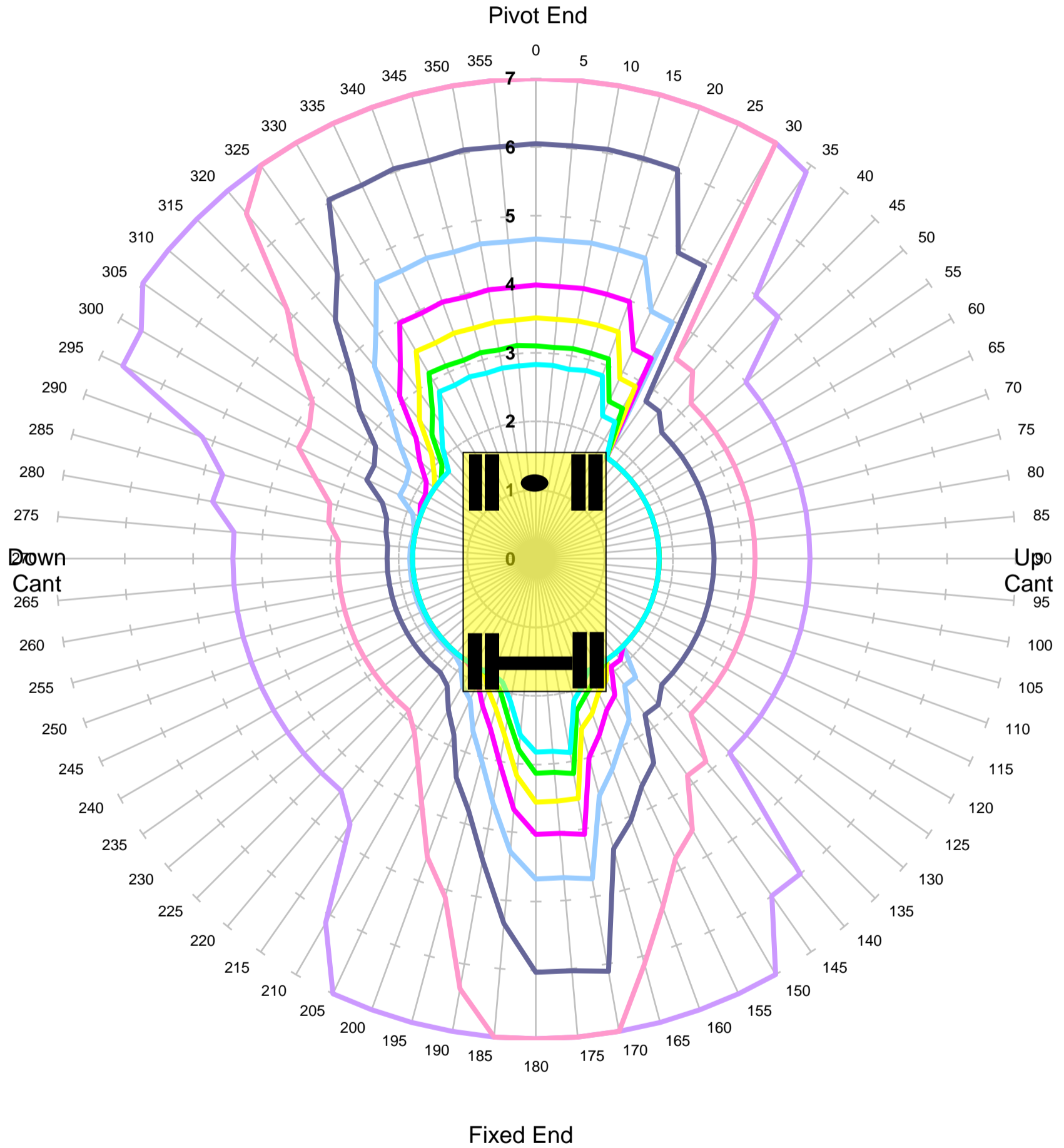
**Max Capacity Contours of Radius(m) Plots 2.1m Dipper
Gradient 1 in -25 Height 2m Lift BP
Unlocked Rail Cant -50mm**



MACHINE & MODEL:	Komatsu PC138	REFERENCE:	
SERIAL No:	7799	DATE OF CHART:	5-Nov-2019
EQUIPMENT:	1.96m + 3.22m + 2.10m	SAFETY FACTOR:	67.0%
COMMENT:			

Komatsu PC138

**Max Capacity Contours of Radius(m) Plots 2.1m Dipper
Gradient 1 in -25 Height 2m Lift BP
Unlocked Rail Cant 50mm**



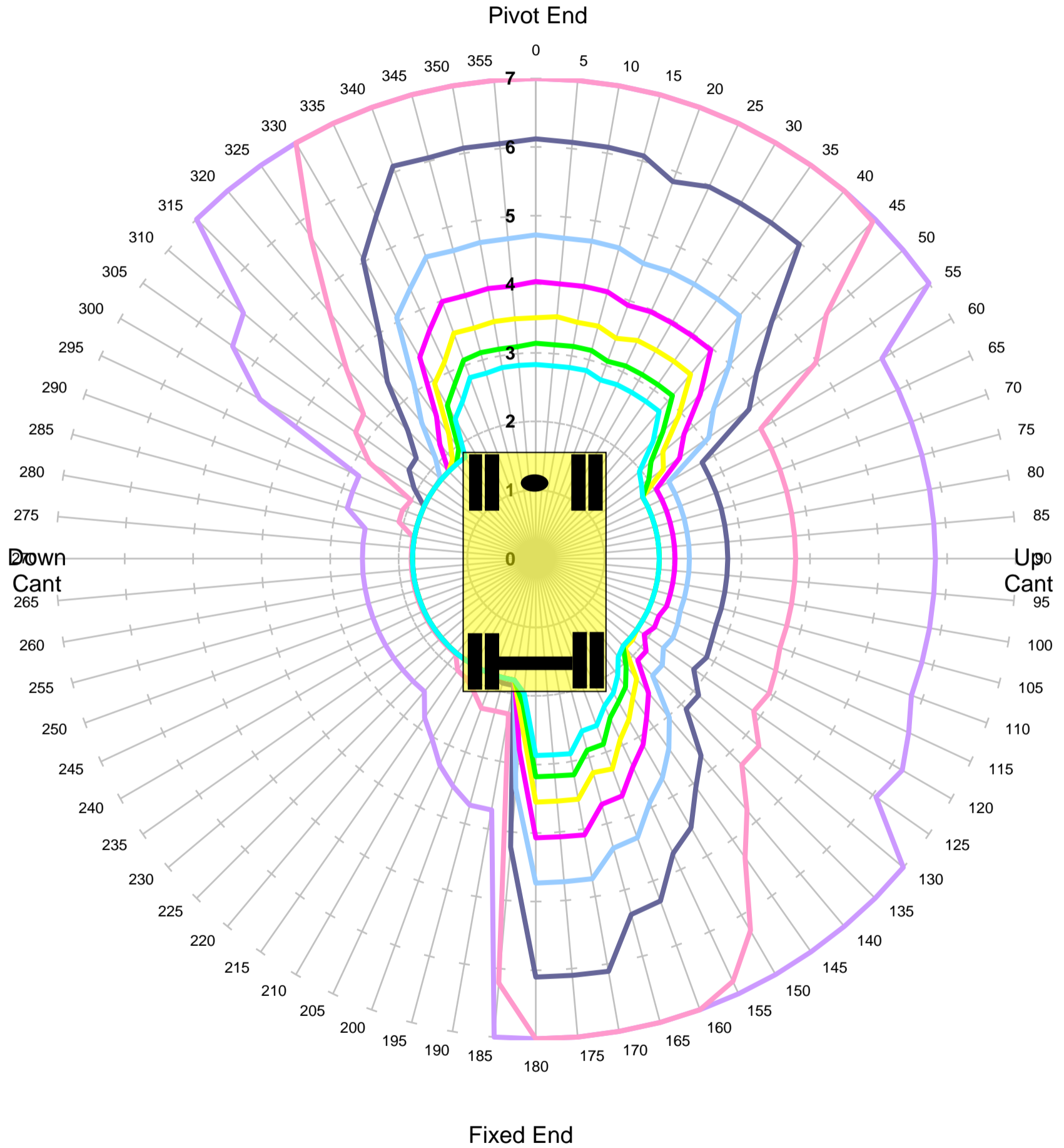
Units in Tonnes

- 1
 — 2
 — 3
 — 4
 — 5
 — 6
 — 7
 — 8

MACHINE & MODEL:	Komatsu PC138	REFERENCE:	
SERIAL No:	7799	DATE OF CHART:	5-Nov-2019
EQUIPMENT:	1.96m + 3.22m + 2.10m	SAFETY FACTOR:	67.0%
COMMENT:			

Komatsu PC138

**Max Capacity Contours of Radius(m) Plots 2.1m Dipper
Gradient 1 in -25 Height 2m Lift BP
Unlocked Rail Cant 150mm**



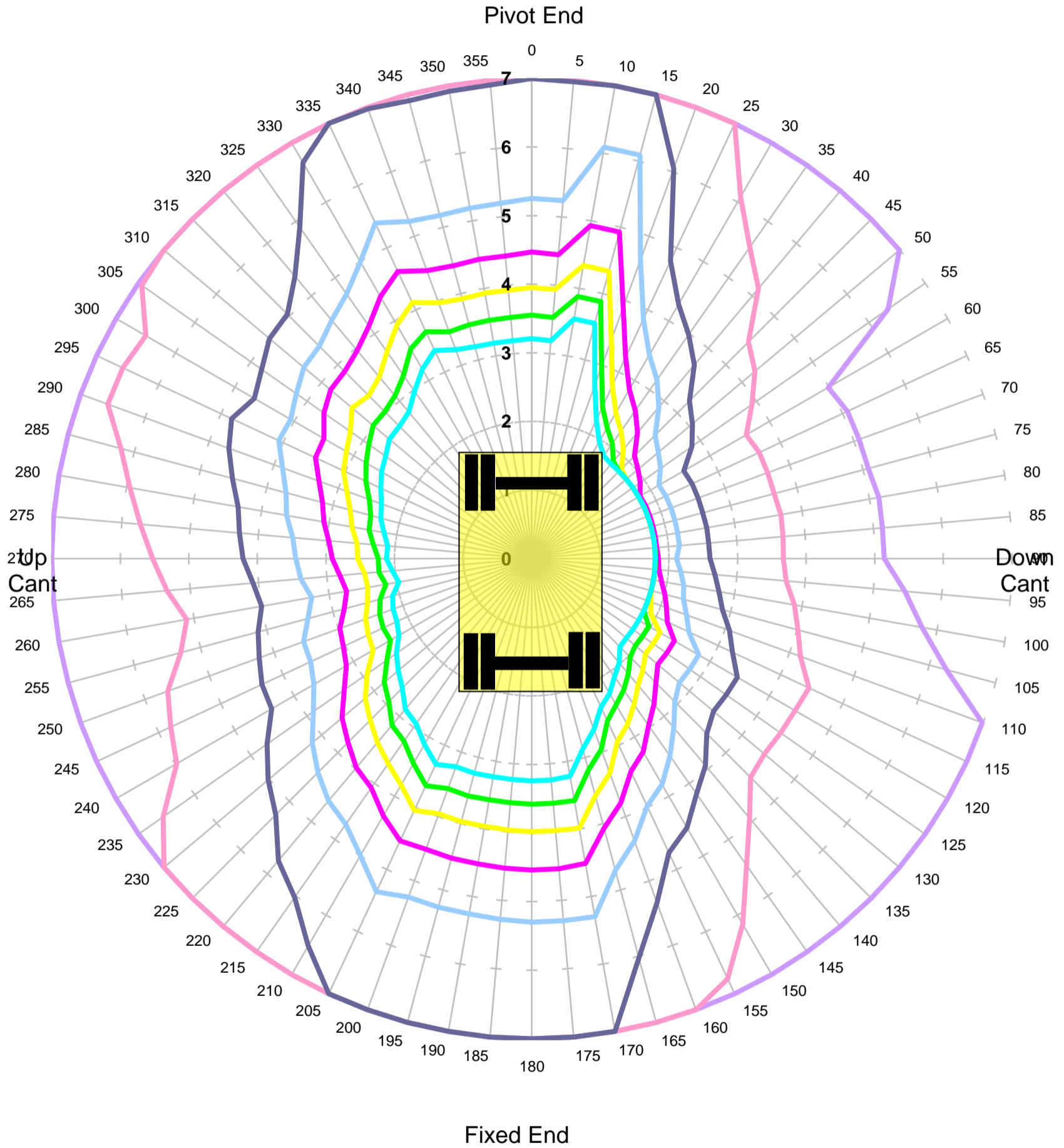
Units in Tonnes

- 1
- 2
- 3
- 4
- 5
- 6
- 7
- 8

MACHINE & MODEL:	Komatsu PC138	REFERENCE:	
SERIAL No:	7799	DATE OF CHART:	5-Nov-2019
EQUIPMENT:	1.96m + 3.22m + 2.10m	SAFETY FACTOR:	67.0%
COMMENT:			

Komatsu PC138

**Max Capacity Contours of Radius(m) Plots 2.1m Dipper
Gradient 1 in -25 Height 2m Lift BP
Locked Rail Cant -150mm**



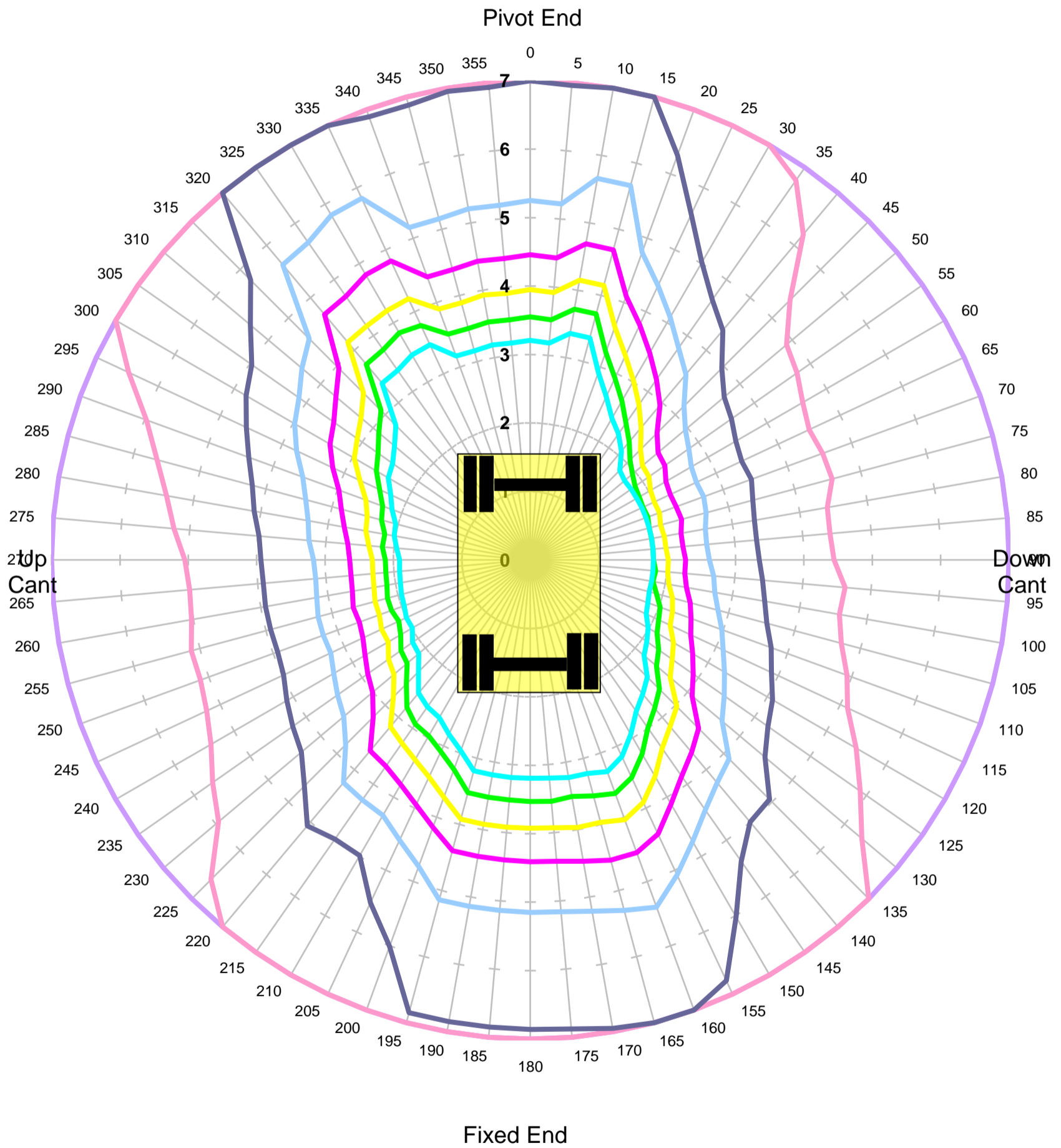
Units in Tonnes

- 1
- 2
- 3
- 4
- 5
- 6
- 7
- 8

MACHINE & MODEL:	Komatsu PC138	REFERENCE:	
SERIAL No:	7799	DATE OF CHART:	5-Nov-2019
EQUIPMENT:	1.96m + 3.22m + 2.10m	SAFETY FACTOR:	90.0%
COMMENT:			

Komatsu PC138

**Max Capacity Contours of Radius(m) Plots 2.1m Dipper
Gradient 1 in -25 Height 2m Lift BP
Locked Rail Cant -50mm**



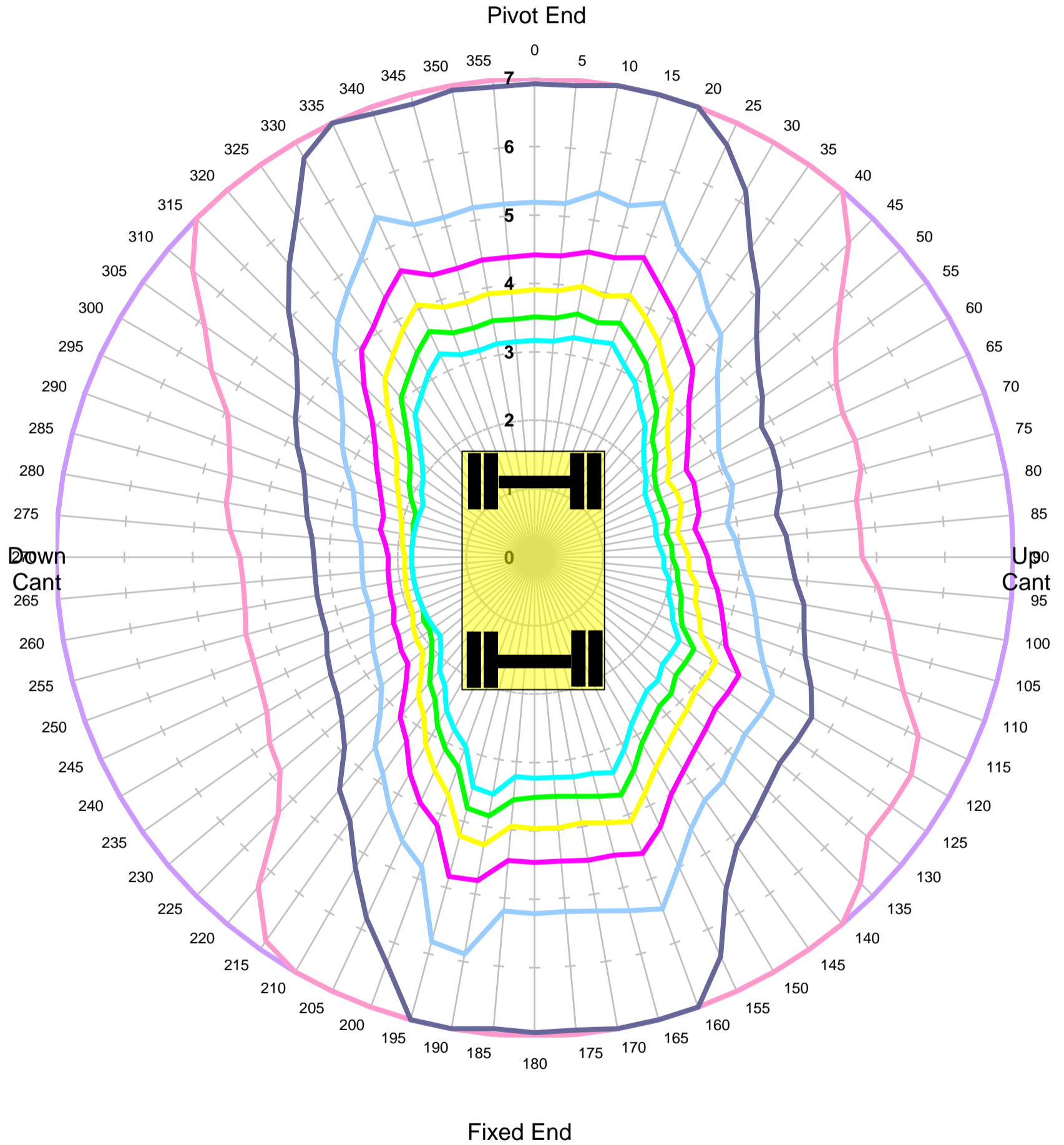
Units in Tonnes

- 1
- 2
- 3
- 4
- 5
- 6
- 7
- 8

MACHINE & MODEL:	Komatsu PC138	REFERENCE:	
SERIAL No:	7799	DATE OF CHART:	5-Nov-2019
EQUIPMENT:	1.96m + 3.22m + 2.10m	SAFETY FACTOR:	90.0%
COMMENT:			

Komatsu PC138

**Max Capacity Contours of Radius(m) Plots 2.1m Dipper
Gradient 1 in -25 Height 2m Lift BP
Locked Rail Cant 50mm**



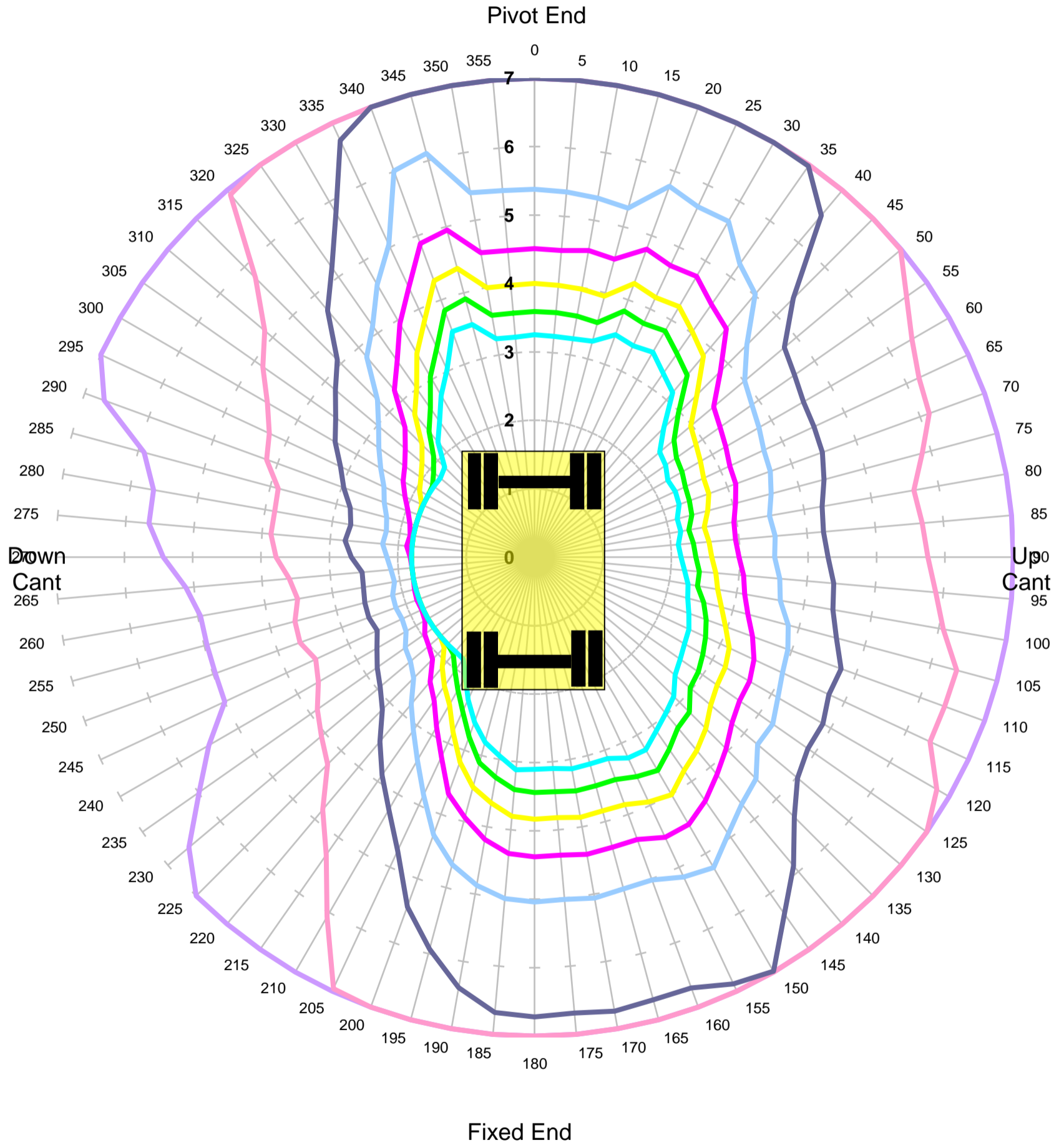
Units in Tonnes

- 1
- 2
- 3
- 4
- 5
- 6
- 7
- 8

MACHINE & MODEL:	Komatsu PC138	REFERENCE:	
SERIAL No:	7799	DATE OF CHART:	5-Nov-2019
EQUIPMENT:	1.96m + 3.22m + 2.10m	SAFETY FACTOR:	90.0%
COMMENT:			

Komatsu PC138

**Max Capacity Contours of Radius(m) Plots 2.1m Dipper
Gradient 1 in -25 Height 2m Lift BP
Locked Rail Cant 150mm**



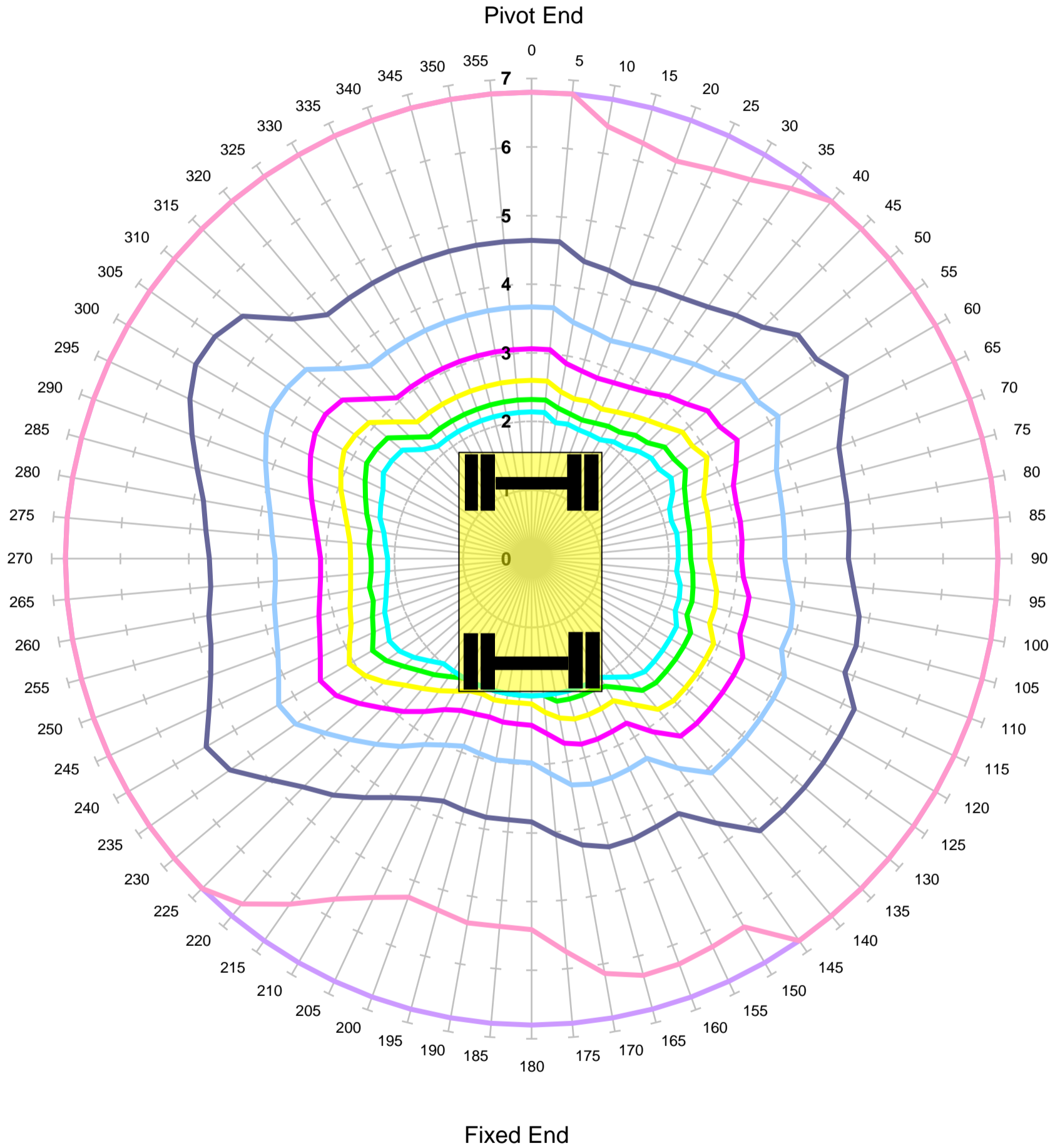
Units in Tonnes

- 1
- 2
- 3
- 4
- 5
- 6
- 7
- 8

MACHINE & MODEL:	Komatsu PC138	REFERENCE:	
SERIAL No:	7799	DATE OF CHART:	5-Nov-2019
EQUIPMENT:	1.96m + 3.22m + 2.10m	SAFETY FACTOR:	90.0%
COMMENT:			

Komatsu PC138

**Max Capacity Contours of Radius(m) Plots 2.1m Dipper
Level Ground Height 2m Lift BP
Road**



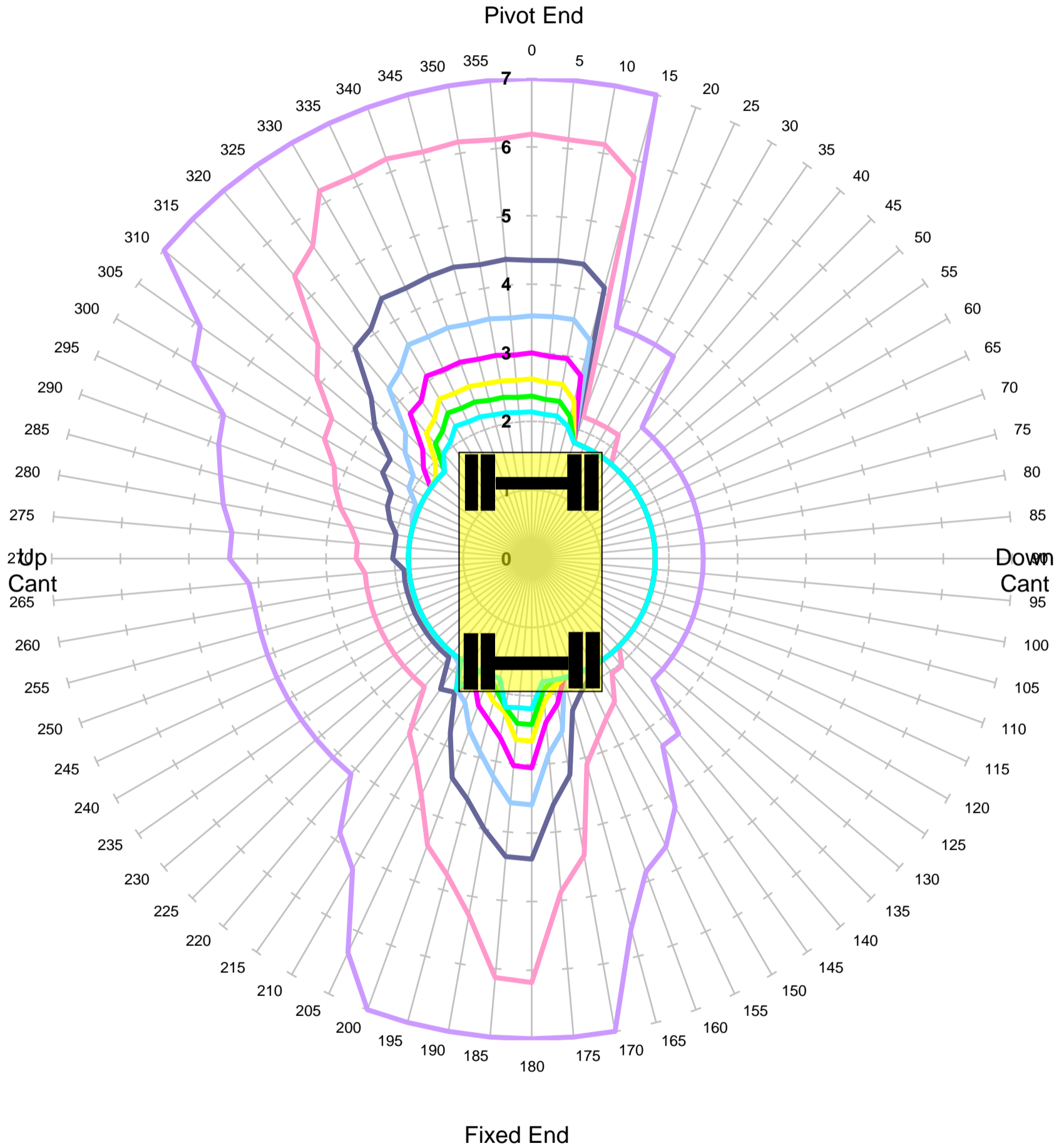
Units in Tonnes

- 1
- 2
- 3
- 4
- 5
- 6
- 7
- 8

MACHINE & MODEL:	Komatsu PC138	REFERENCE:	
SERIAL No:	7799	DATE OF CHART:	5-Nov-2019
EQUIPMENT:	1.96m + 3.22m + 2.10m	SAFETY FACTOR:	71.0%
COMMENT:			

Komatsu PC138

**Max Capacity Contours of Radius(m) Plots 2.1m Dipper
Gradient 1 in -25 Height 2m Lift BP
Unlocked Rail Cant -150mm - Tandem Lift**



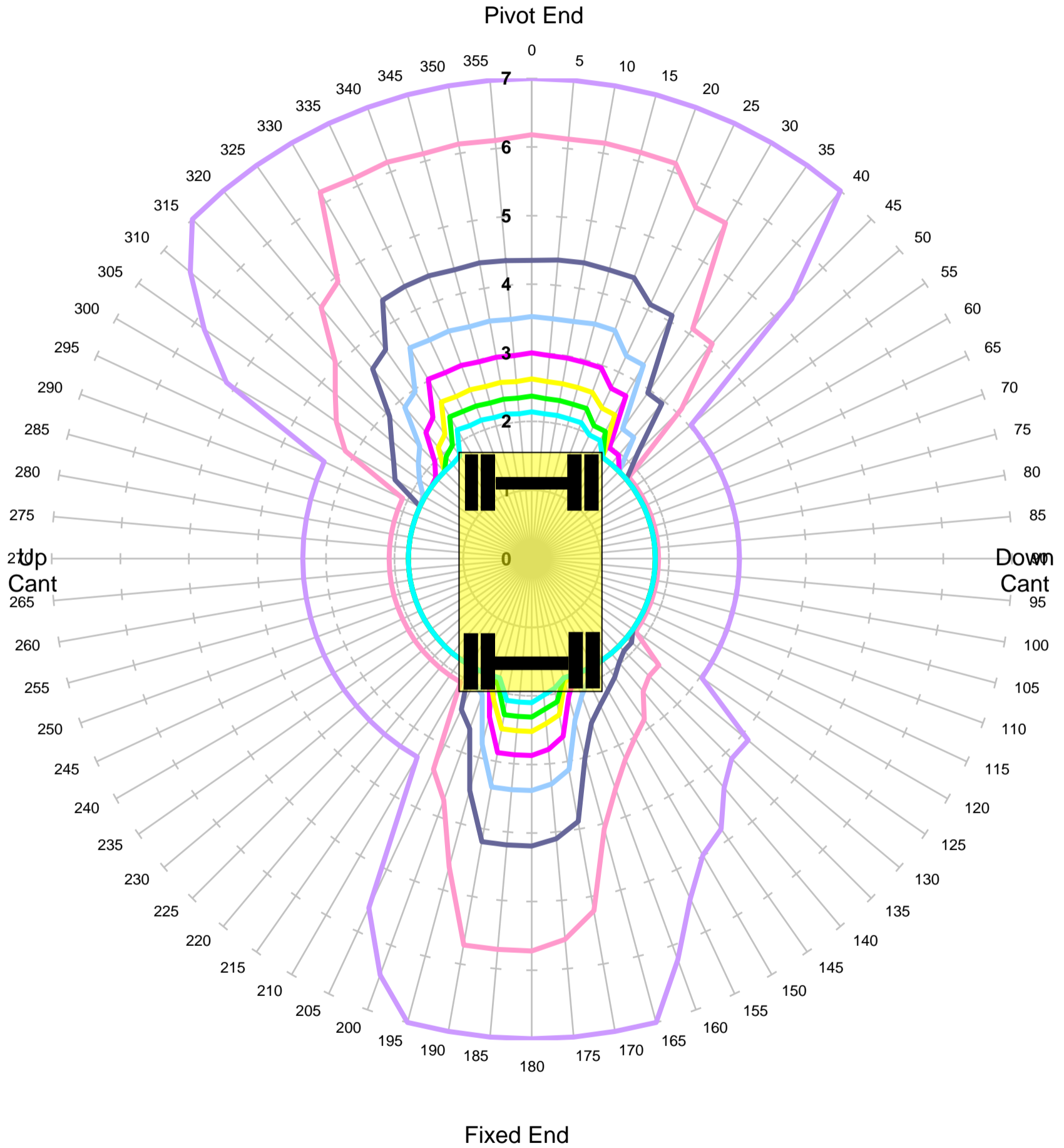
Units in Tonnes

- 1
- 2
- 3
- 4
- 5
- 6
- 7
- 8

MACHINE & MODEL:	Komatsu PC138	REFERENCE:	
SERIAL No:	7799	DATE OF CHART:	5-Nov-2019
EQUIPMENT:	1.96m + 3.22m + 2.10m	SAFETY FACTOR:	67.0%
COMMENT:			

Komatsu PC138

**Max Capacity Contours of Radius(m) Plots 2.1m Dipper
Gradient 1 in -25 Height 2m Lift BP
Unlocked Rail Cant -50mm - Tandem Lift**



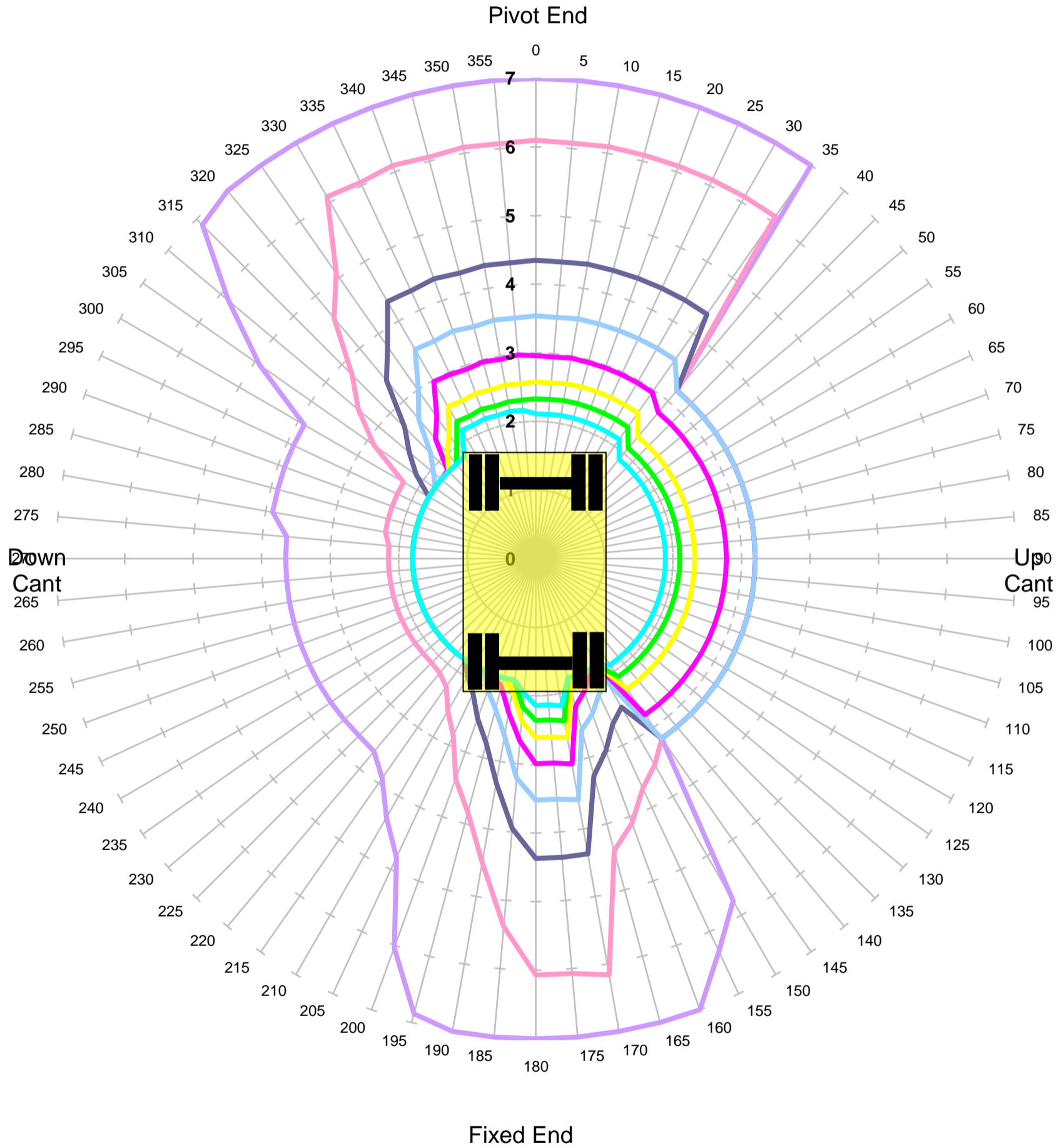
Units in Tonnes

- 1
- 2
- 3
- 4
- 5
- 6
- 7
- 8

MACHINE & MODEL:	Komatsu PC138	REFERENCE:	
SERIAL No:	7799	DATE OF CHART:	5-Nov-2019
EQUIPMENT:	1.96m + 3.22m + 2.10m	SAFETY FACTOR:	67.0%
COMMENT:			

Komatsu PC138

**Max Capacity Contours of Radius(m) Plots 2.1m Dipper
Gradient 1 in -25 Height 2m Lift BP
Unlocked Rail Cant 50mm - Tandem Lift**



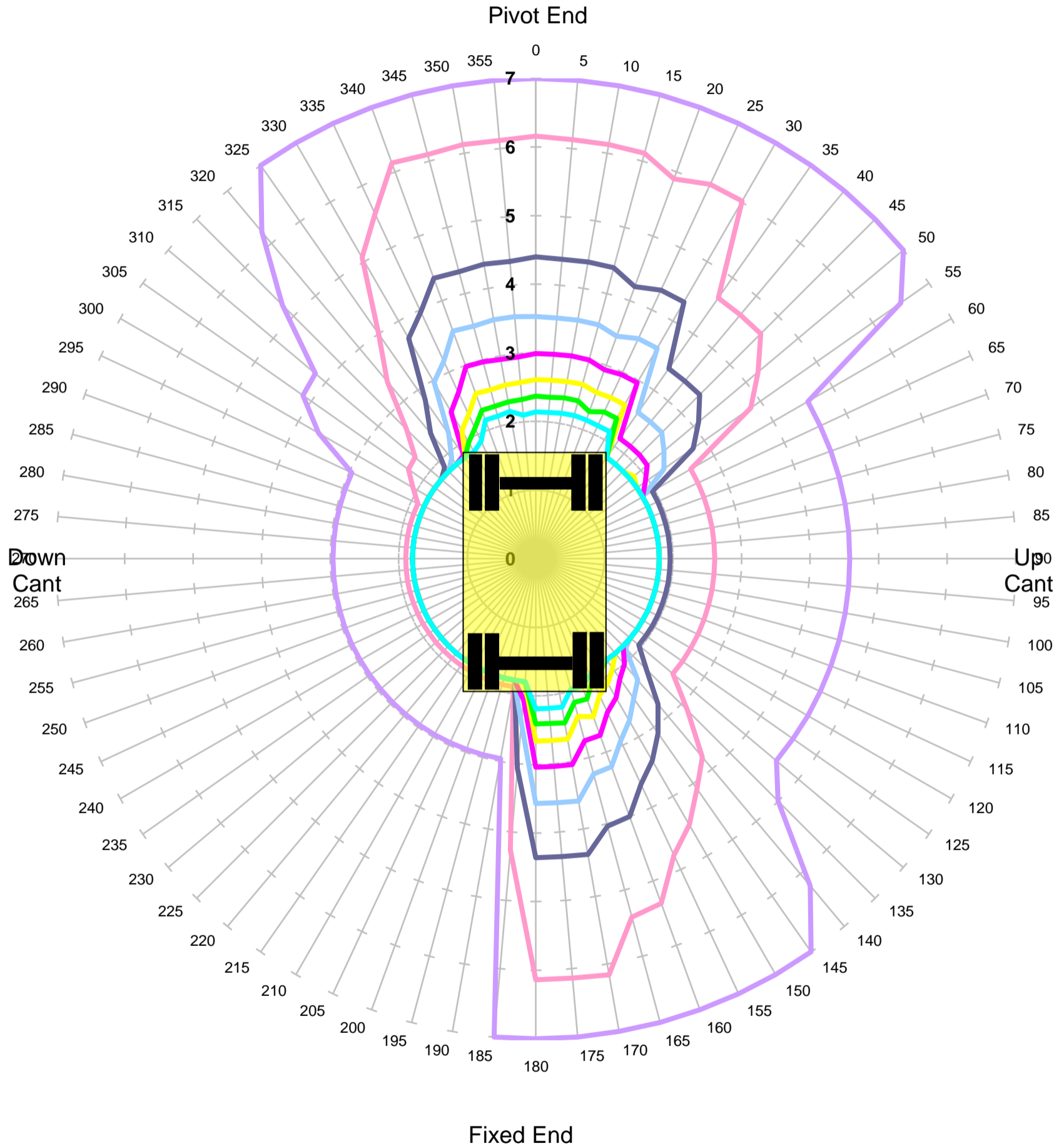
Units in Tonnes

1 2 3 4 5 6 7 8

MACHINE & MODEL:	Komatsu PC138	REFERENCE:	
SERIAL No:	7799	DATE OF CHART:	5-Nov-2019
EQUIPMENT:	1.96m + 3.22m + 2.10m	SAFETY FACTOR:	67.0%
COMMENT:			

Komatsu PC138

**Max Capacity Contours of Radius(m) Plots 2.1m Dipper
Gradient 1 in -25 Height 2m Lift BP
Unlocked Rail Cant 150mm - Tandem Lift**



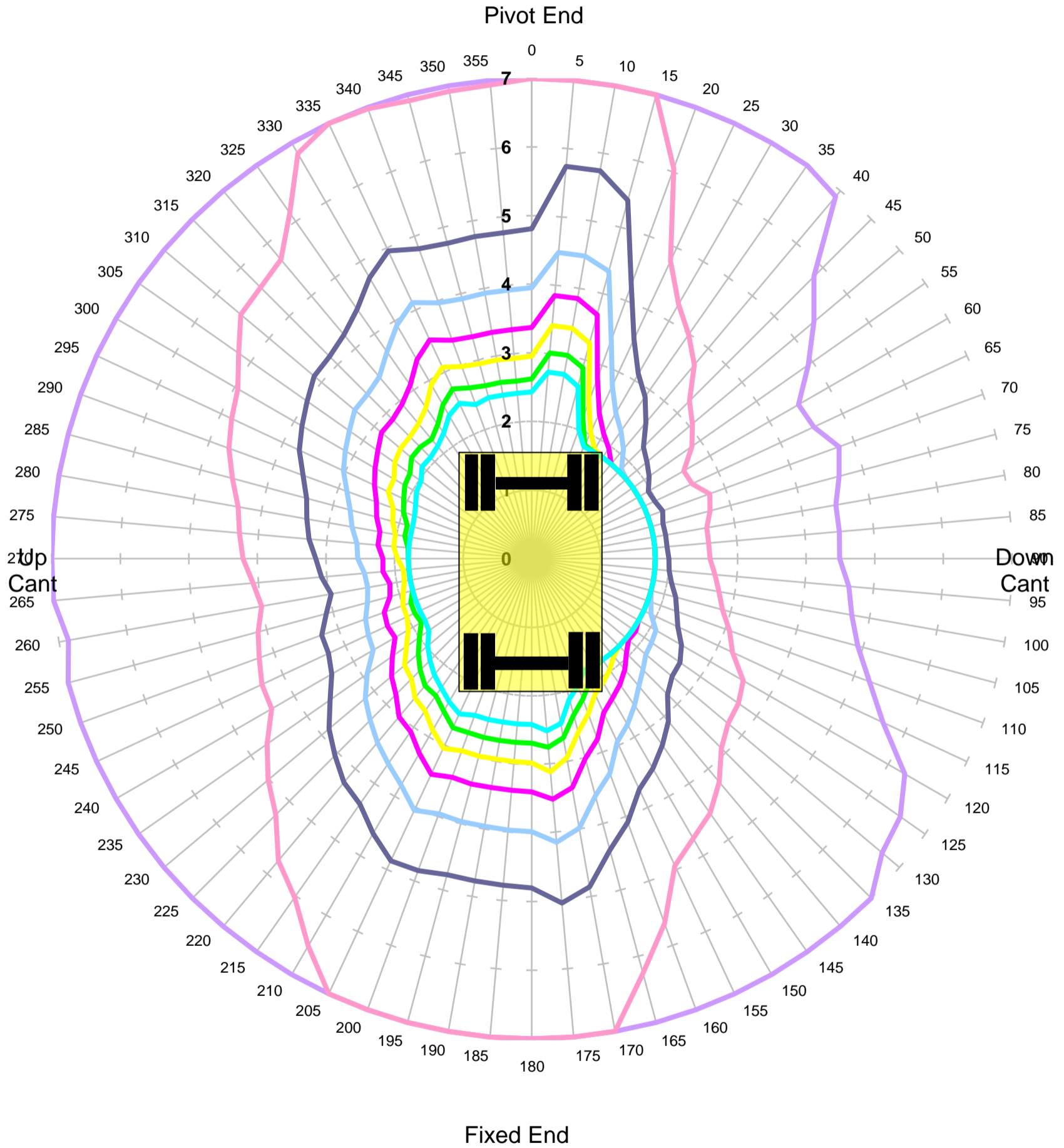
Units in Tonnes

- 1
- 2
- 3
- 4
- 5
- 6
- 7
- 8

MACHINE & MODEL:	Komatsu PC138	REFERENCE:	
SERIAL No:	7799	DATE OF CHART:	5-Nov-2019
EQUIPMENT:	1.96m + 3.22m + 2.10m	SAFETY FACTOR:	67.0%
COMMENT:			

Komatsu PC138

**Max Capacity Contours of Radius(m) Plots 2.1m Dipper
Gradient 1 in -25 Height 2m Lift BP
Locked Rail Cant -150mm - Tandem Lift**



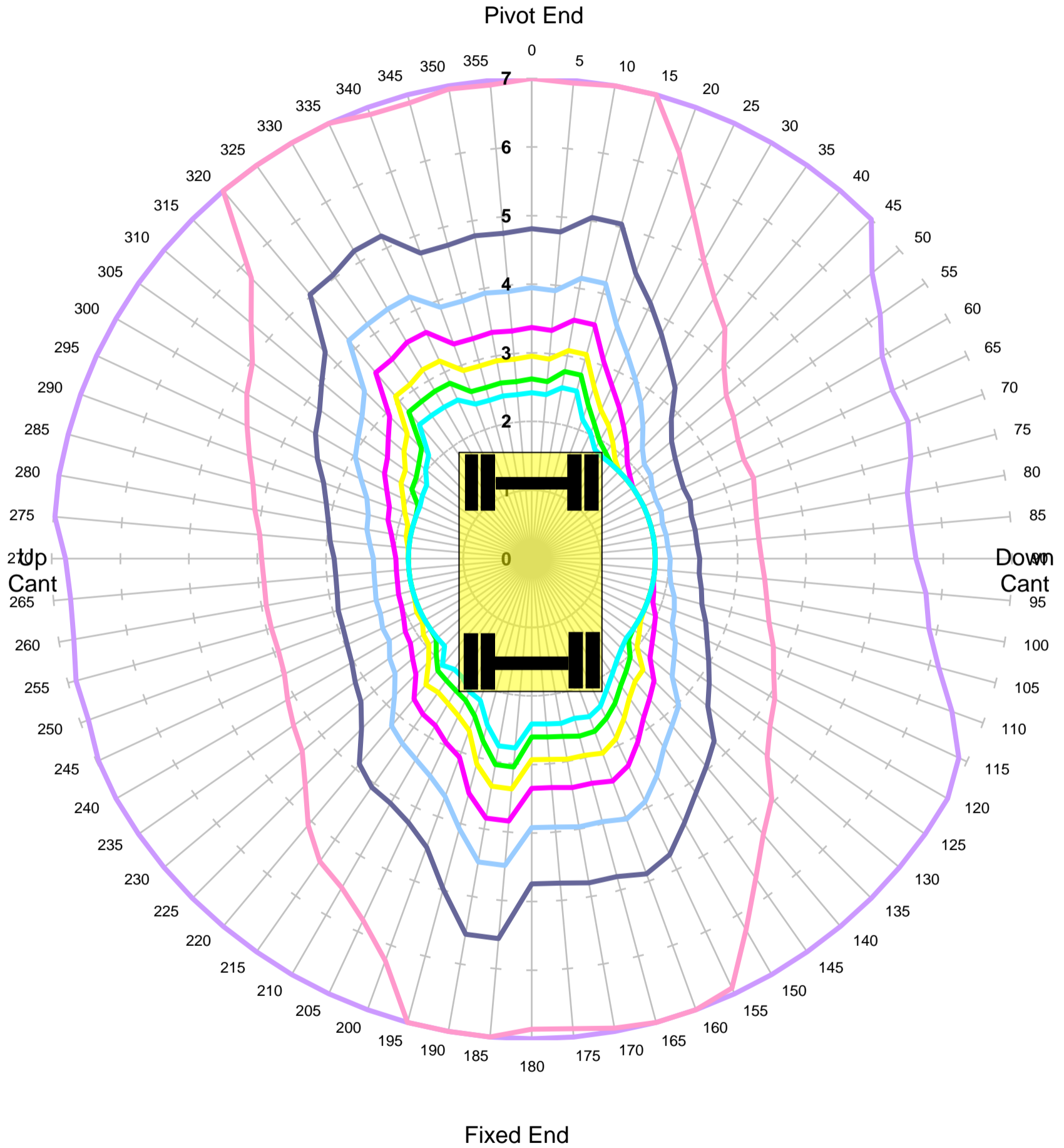
Units in Tonnes

- 1
 — 2
 — 3
 — 4
 — 5
 — 6
 — 7
 — 8

MACHINE & MODEL:	Komatsu PC138	REFERENCE:	
SERIAL No:	7799	DATE OF CHART:	5-Nov-2019
EQUIPMENT:	1.96m + 3.22m + 2.10m	SAFETY FACTOR:	90.0%
COMMENT:			

Komatsu PC138

**Max Capacity Contours of Radius(m) Plots 2.1m Dipper
Gradient 1 in -25 Height 2m Lift BP
Locked Rail Cant -50mm - Tandem Lift**



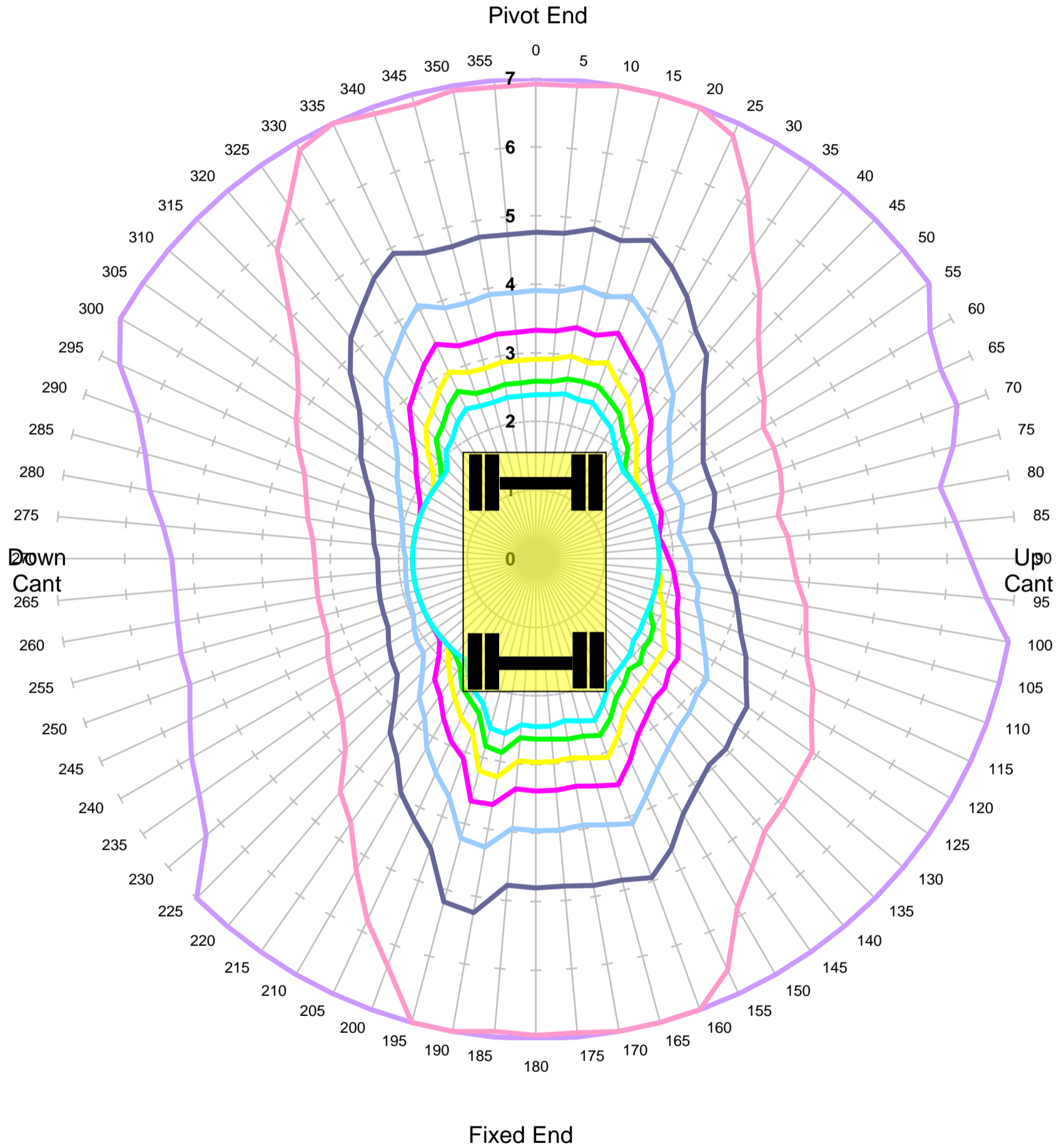
Units in Tonnes

- 1
- 2
- 3
- 4
- 5
- 6
- 7
- 8

MACHINE & MODEL:	Komatsu PC138	REFERENCE:	
SERIAL No:	7799	DATE OF CHART:	5-Nov-2019
EQUIPMENT:	1.96m + 3.22m + 2.10m	SAFETY FACTOR:	90.0%
COMMENT:			

Komatsu PC138

**Max Capacity Contours of Radius(m) Plots 2.1m Dipper
Gradient 1 in -25 Height 2m Lift BP
Locked Rail Cant 50mm - Tandem Lift**



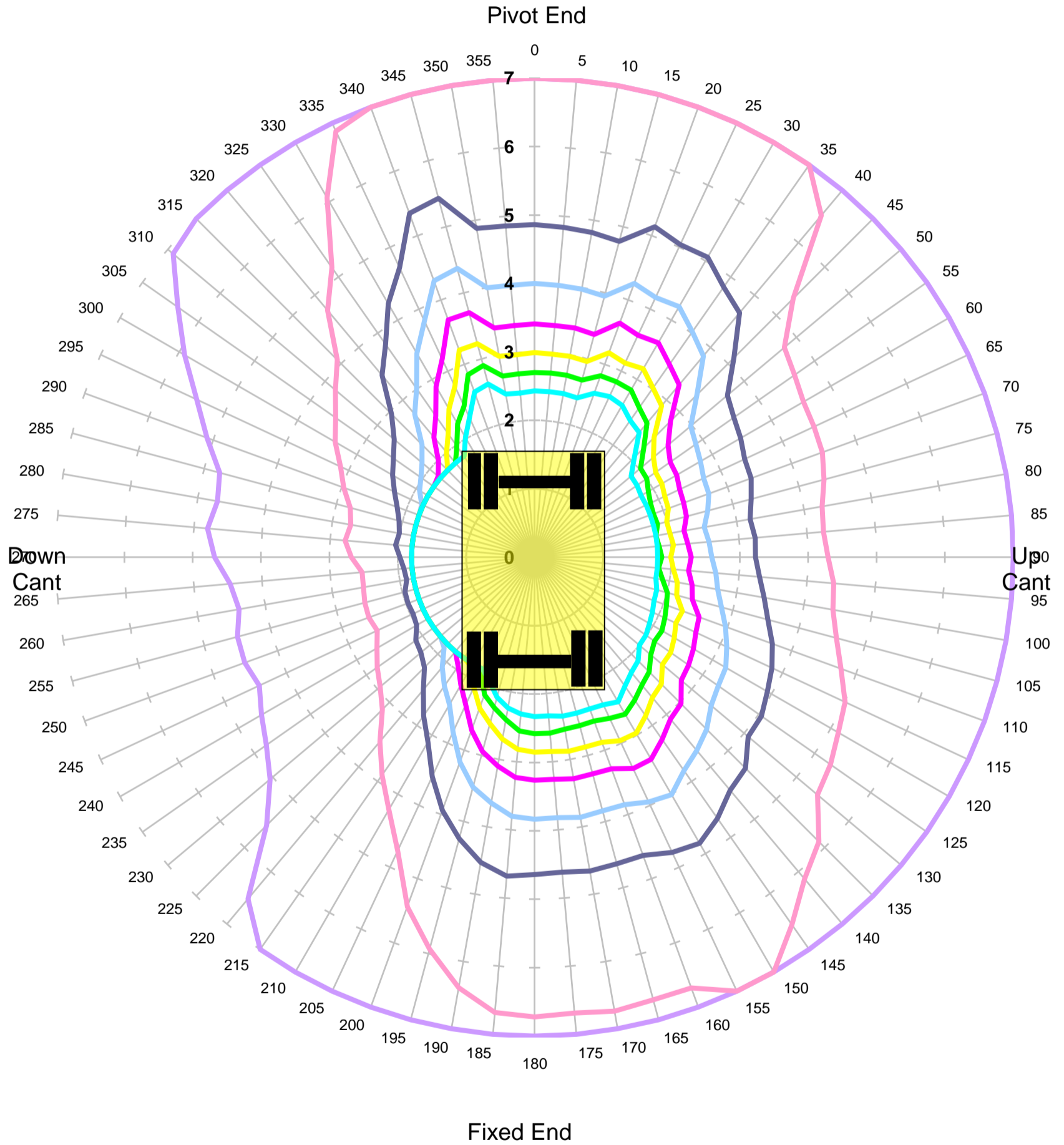
Units in Tonnes

1 2 3 4 5 6 7 8

MACHINE & MODEL:	Komatsu PC138	REFERENCE:	
SERIAL No:	7799	DATE OF CHART:	5-Nov-2019
EQUIPMENT:	1.96m + 3.22m + 2.10m	SAFETY FACTOR:	90.0%
COMMENT:			

Komatsu PC138

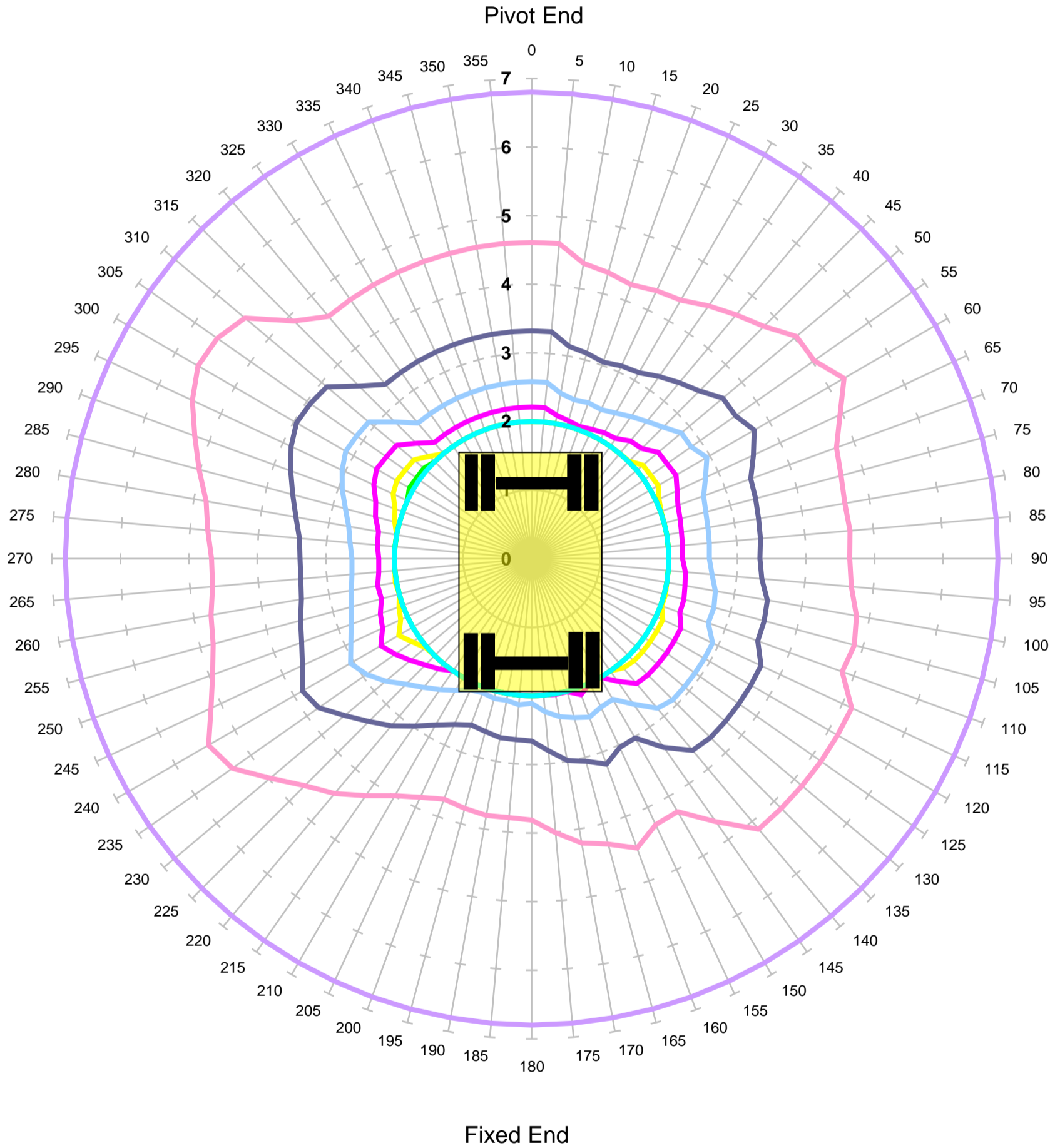
**Max Capacity Contours of Radius(m) Plots 2.1m Dipper
Gradient 1 in -25 Height 2m Lift BP
Locked Rail Cant 150mm - Tandem Lift**



MACHINE & MODEL:	Komatsu PC138	REFERENCE:	
SERIAL No:	7799	DATE OF CHART:	5-Nov-2019
EQUIPMENT:	1.96m + 3.22m + 2.10m	SAFETY FACTOR:	90.0%
COMMENT:			

Komatsu PC138

**Max Capacity Contours of Radius(m) Plots 2.1m Dipper
Level Ground Height 2m Lift BP
Road - Tandem Lift**



Units in Tonnes

— 1
 — 2
 — 3
 — 4
 — 5
 — 6
 — 7
 — 8

MACHINE & MODEL:	Komatsu PC138	REFERENCE:	
SERIAL No:	7799	DATE OF CHART:	5-Nov-2019
EQUIPMENT:	1.96m + 3.22m + 2.10m	SAFETY FACTOR:	71.0%
COMMENT:			